

Scaled data based on original data using
LM-79-08 Approved Method: Electrical and Photometric Measurements of Solid-
State Lighting Products

Test Report Prepared for
Cooper Lighting Solutions
(formerly Eaton)

Brand: McGRAW-EDISON

Report Number: P386114

Luminaire Tested: **GWC-SA1D-727-U-T2-HSS**

Issue Date: 3/3/2020

Test Information

Test Method: LM-79-08
Report Number: P386114
TEST IS SCALED FROM IESNA LM-79-08 TEST DATA (G2-1903-205-13)
Test Lab: INNOVATION CENTER
Issue Date: 3/3/2020
Manufacturer: COOPER LIGHTING SOLUTIONS (FORMERLY EATON)
Product Line: MCGRAW-EDISON
Catalog Number: GWC-SA1D-727-U-T2-HSS
Description: GALLEON WALL LUMINAIRE
(1) 70 CRI, 2700K, 1200mA LIGHTSQUARE WITH 16 LEDS AND TYPE II OPTICS
WITH HOUSE SIDE SHIELD
Light Source: -
Ballast/Driver: ELECTRONIC DRIVER

Summary

Lumens per Lamp: N/A
Luminaire Lumens: 4930 lumens
Efficiency: N/A
Efficacy: 73.6 lumens/watt
Luminous Opening: Rectangular (W 0.5' x L: 0.5' x H: 0')
IES Classification: Type II - Medium
BUG Rating: B0 - U0 - G1

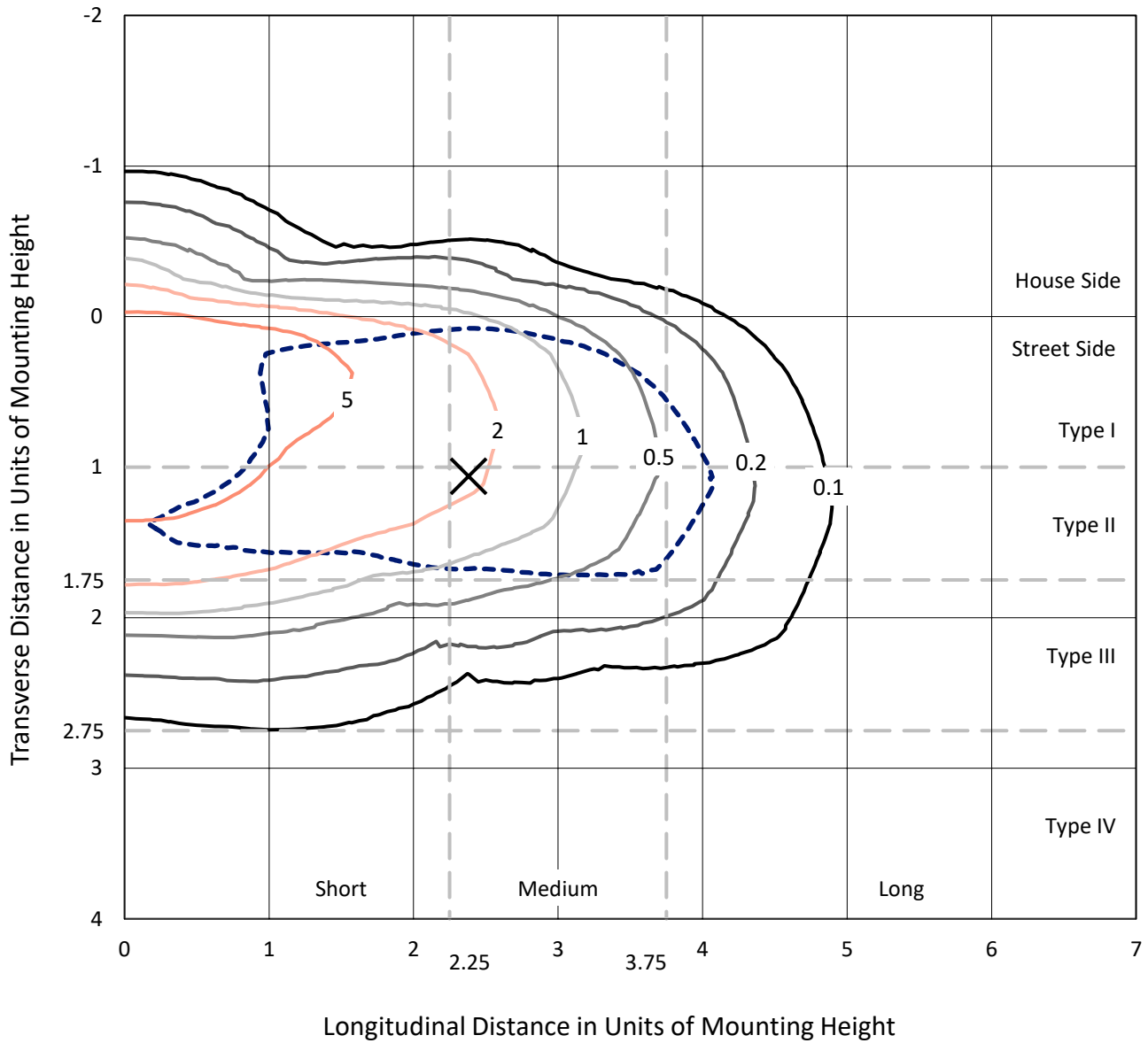
Input Watts (W): 67
Input Voltage (V): NR
Input Current (A_{in}): NR
Voltage Rise (V): NR
Power Factor: NR
Total Harmonic Distortion (THDi): NR
Frequency (hertz): 60
Stabilization Time: NR
Operation Time: NR
Ambient Temperature (°C): NR
Test Distance: 24 FT



REPORT NUMBER: P386114
 CATALOG NUMBER: GWC-SA1D-727-U-T2-HSS

Iso-Footcandle Lines of Horizontal Illumination

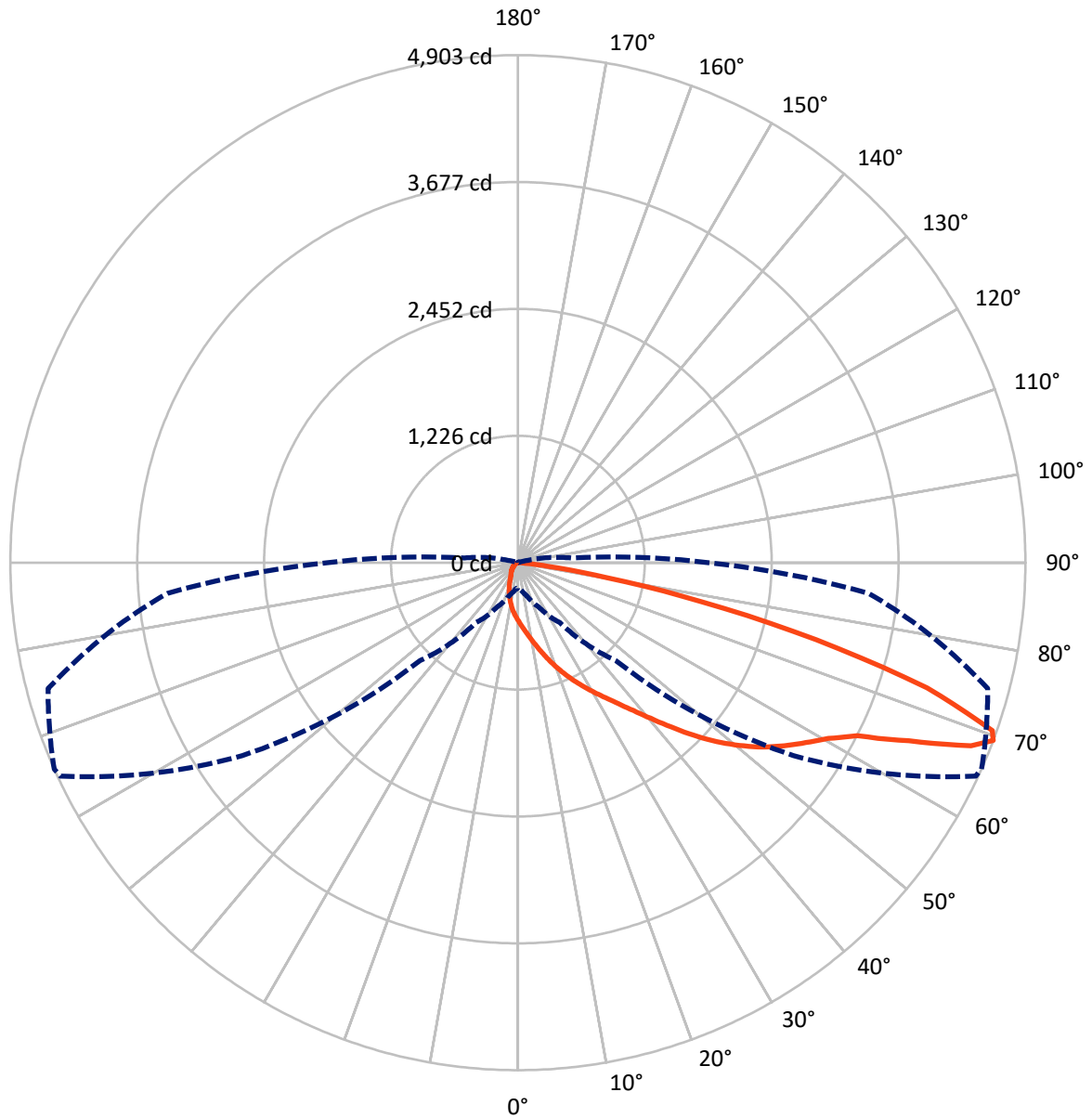
✕ Max cd
 - - - 1/2 Max cd



Based on 10 foot mounting height. Maximum calculated value = 9.3 fc
 Type II - Medium - N/A

REPORT NUMBER: P386114
CATALOG NUMBER: GWC-SA1D-727-U-T2-HSS

Luminous Intensity Polar Plot



— Vertical Plane Through 66-Deg Lateral - - - Horizontal Cone Through 69-Deg Vertical

REPORT NUMBER: P386114

CATALOG NUMBER: GWC-SA1D-727-U-T2-HSS

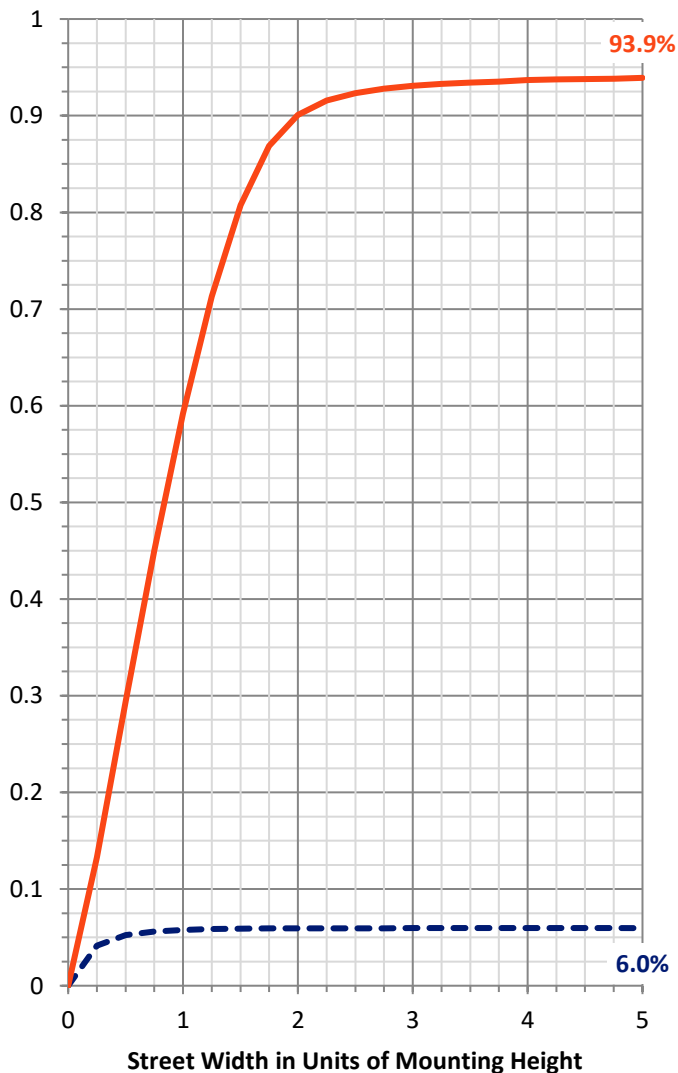
FLUX DISTRIBUTION:

		Downward	Upward	Total
House Side	Lumens	295.7	0.0	295.7
	% Fixture	6.0	0.0	6.0
Street Side	Lumens	4634.3	0.0	4634.3
	% Fixture	94.0	0.0	94.0
Total	Lumens	4930.0	0.0	4930.0
	% Fixture	100.0	0.0	100.0

ZONAL LUMENS:

Zone	Lumens	% Fixture
0°-10°	54.2	1.1
10°-20°	161.4	3.3
20°-30°	281.1	5.7
30°-40°	493.1	10.0
40°-50°	825.4	16.7
50°-60°	1213.3	24.6
60°-70°	1245.8	25.3
70°-80°	615.0	12.5
80°-90°	40.7	0.8
90°-100°	0.0	0.0
100°-110°	0.0	0.0
110°-120°	0.0	0.0
120°-130°	0.0	0.0
130°-140°	0.0	0.0
140°-150°	0.0	0.0
150°-160°	0.0	0.0
160°-170°	0.0	0.0
170°-180°	0.0	0.0
0°-90°	4930.0	100.0
0°-180°	4930.0	100.0

Coefficient of Utilization



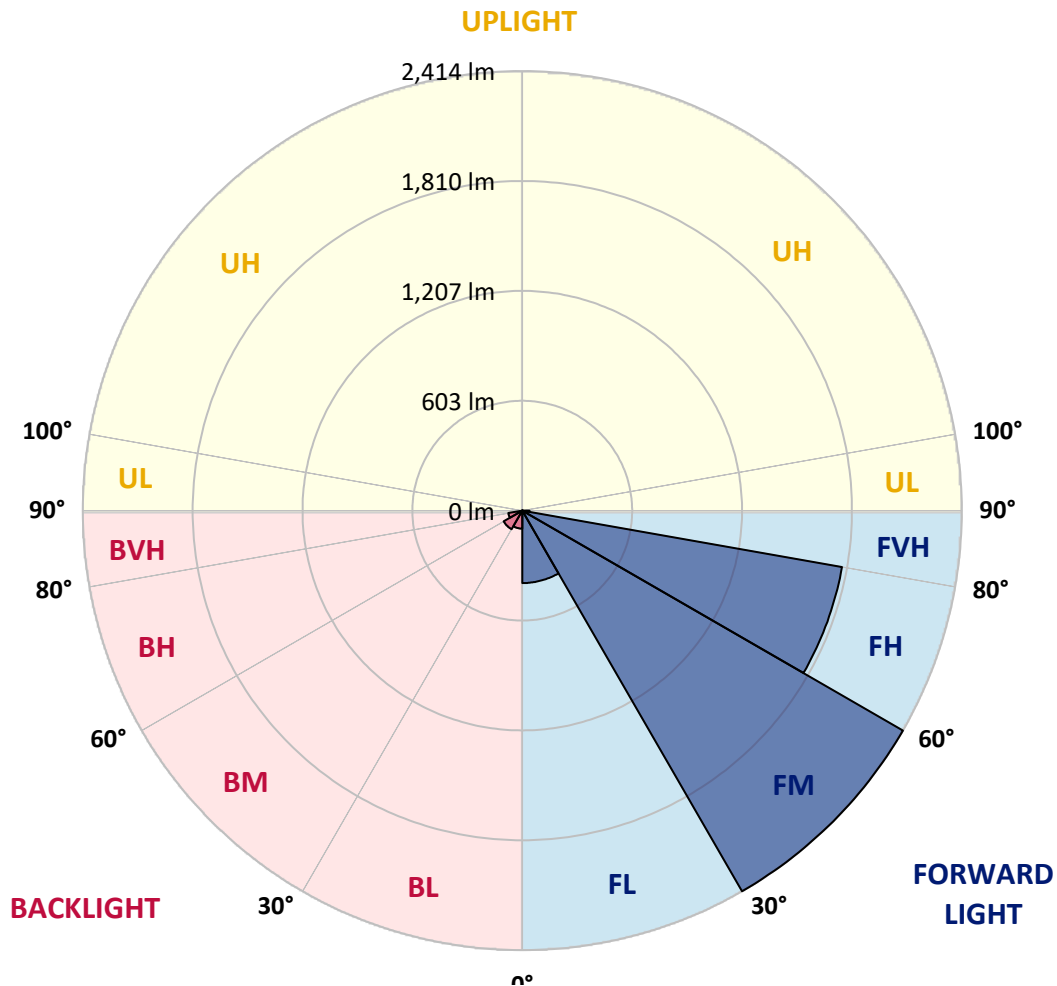
REPORT NUMBER: P386114

CATALOG NUMBER: GWC-SA1D-727-U-T2-HSS

LUMINAIRE CLASSIFICATION SYSTEM LUMEN TABLE AND BUG RATING:

Zone	Lumens	% Fixture	Zone Rating/Lumen Limit		
			B	U	G
FL (0°-30°)	397.8	8.1			
FM (30°-60°)	2414.0	49.0			
FH (60°-80°)	1782.8	36.2			G1/1800
FVH (80°-90°)	39.7	0.8			G1/100
BL (0°-30°)	98.9	2.0	B0/110		
BM (30°-60°)	117.9	2.4	B0/220		
BH (60°-80°)	77.9	1.6	B0/110		G0/110
BVH (80°-90°)	1.0	0.0			G0/10
UL (90°-100°)	0.0	0.0		U0/0	
UH (100°-180°)	0.0	0.0		U0/0	

BUG Rating: B0-U0-G1
 Type II Medium





REPORT NUMBER: P386114
 CATALOG NUMBER: GWC-SA1D-727-U-T2-HSS

CANDELA DISTRIBUTION (FULL):

	0°	5°	15°	25°	35°	45°	55°	65°	66°	75°	85°
0°	561.0	561.0	561.0	561.0	561.0	561.0	561.0	561.0	561.0	561.0	561.0
2.5°	660.3	657.5	656.4	651.2	642.3	635.5	622.4	607.2	604.4	589.6	571.6
5°	746.0	743.7	742.1	734.8	725.7	708.6	684.7	656.4	651.0	622.9	586.8
7.5°	805.7	810.0	810.0	805.3	793.8	780.9	751.7	713.0	706.2	663.1	607.2
10°	840.6	845.8	849.8	853.8	852.1	847.0	819.3	775.8	767.6	710.4	630.8
12.5°	843.9	849.1	860.3	876.9	893.1	904.8	887.5	845.3	836.0	765.2	658.9
15°	825.7	831.0	848.4	880.7	919.8	954.0	959.6	922.4	912.8	830.6	694.1
17.5°	793.8	797.3	822.1	866.9	928.2	991.0	1024.9	1005.0	996.1	905.3	733.2
20°	770.2	772.7	794.5	842.5	923.1	1014.2	1086.7	1092.8	1083.5	985.3	775.5
22.5°	810.7	815.3	816.1	838.8	909.0	1025.6	1141.1	1179.2	1172.2	1070.4	817.2
25°	921.4	926.8	909.0	895.0	921.0	1030.8	1187.7	1267.7	1262.1	1161.9	859.1
27.5°	1067.8	1073.4	1050.4	1008.5	983.5	1050.2	1229.1	1357.7	1357.4	1258.8	904.3
30°	1211.5	1217.2	1193.8	1151.8	1094.2	1105.2	1264.9	1451.8	1453.2	1358.8	952.3
32.5°	1362.3	1369.4	1345.3	1291.4	1231.2	1200.3	1315.3	1546.4	1554.4	1474.7	1006.4
35°	1533.8	1534.7	1500.7	1444.3	1375.0	1327.5	1396.1	1652.5	1671.4	1618.3	1075.0
37.5°	1701.9	1708.7	1680.8	1591.8	1528.1	1474.3	1516.2	1785.0	1811.9	1793.7	1164.7
40°	1826.5	1840.7	1836.8	1740.8	1680.3	1641.9	1665.4	1942.6	1976.8	1997.9	1277.8
42.5°	1904.7	1915.4	1933.7	1875.9	1821.1	1827.4	1841.4	2126.2	2168.3	2230.6	1407.8
45°	1994.3	1999.5	2014.7	1989.2	1952.2	2015.9	2028.3	2332.9	2377.2	2480.9	1552.0
47.5°	2103.9	2116.1	2120.3	2096.9	2080.1	2182.6	2208.4	2521.0	2583.0	2749.1	1704.7
50°	2243.5	2246.8	2254.0	2238.8	2222.0	2325.9	2369.9	2718.4	2774.8	3018.1	1855.3
52.5°	2380.0	2391.7	2417.0	2407.4	2400.6	2447.9	2514.0	2896.3	2959.3	3242.4	2005.6
55°	2419.4	2429.4	2516.8	2576.5	2631.7	2598.3	2651.6	3055.8	3123.9	3442.9	2150.3
57.5°	2262.2	2282.6	2433.9	2589.4	2818.6	2831.9	2840.8	3219.5	3280.6	3596.5	2300.9
60°	1865.1	1869.1	2117.3	2384.0	2787.7	3035.9	3117.2	3395.3	3446.6	3739.6	2481.2
62.5°	1186.3	1226.8	1499.1	1875.6	2460.8	3006.4	3451.3	3661.3	3680.1	3911.2	2739.7
65°	565.0	591.3	787.5	1158.9	1782.4	2628.7	3681.9	4142.5	4151.0	4251.4	3085.1
67.5°	312.8	325.5	418.9	623.8	1042.0	1859.0	3588.8	4712.5	4720.5	4598.9	3388.1
69°	244.7	255.5	329.0	470.2	706.5	1336.1	3247.6	4879.4	4903.1	4698.4	3398.8
70°	207.7	218.2	283.3	397.1	568.1	1032.4	2890.7	4838.0	4863.1	4689.1	3318.5
72.5°	127.1	133.2	188.7	279.6	380.7	519.4	1782.7	4091.5	4133.9	4301.3	2852.1
75°	85.7	89.0	118.0	192.9	272.3	267.4	926.1	2883.9	2975.7	3345.9	2106.5
77.5°	61.4	64.4	79.1	124.8	190.8	176.6	419.4	1792.3	1811.9	2006.8	1148.8
80°	34.9	37.7	56.0	74.2	129.5	117.8	166.7	856.1	865.9	860.5	383.6
82.5°	18.3	20.6	30.7	48.9	83.1	77.0	69.3	286.6	288.0	239.5	84.1
85°	3.5	4.2	15.2	33.5	42.9	33.5	28.3	67.2	68.6	60.6	20.8
87.5°	0.0	0.2	6.1	7.5	8.4	8.7	9.1	13.1	14.0	19.0	5.6
90°	0.0	0.0	0.0	0.0	0.0	0.0	0.0	0.0	0.0	0.0	0.0



REPORT NUMBER: P386114
 CATALOG NUMBER: GWC-SA1D-727-U-T2-HSS

CANDELA DISTRIBUTION (continued):

	90°	95°	105°	115°	125°	135°	145°	155°	165°	175°	180°
0°	561.0	561.0	561.0	561.0	561.0	561.0	561.0	561.0	561.0	561.0	561.0
2.5°	563.6	555.2	539.0	520.3	505.8	491.5	480.3	468.6	464.3	462.2	462.0
5°	569.2	551.4	517.3	482.1	453.3	426.2	406.7	388.2	379.6	375.6	374.0
7.5°	578.6	550.0	495.0	441.4	399.9	366.0	339.1	318.9	308.9	304.6	303.0
10°	589.6	548.2	469.0	398.3	345.4	310.3	283.6	263.7	252.7	248.0	245.6
12.5°	602.5	544.9	439.1	354.8	298.8	263.7	231.4	206.8	194.1	188.7	186.2
15°	618.4	541.6	407.7	313.8	257.8	215.0	179.6	163.0	160.4	159.5	159.7
17.5°	634.1	536.5	373.5	273.3	214.7	167.9	149.9	148.9	149.4	149.4	149.4
20°	648.2	524.8	336.3	238.6	173.7	141.7	137.9	136.3	135.1	134.2	133.0
22.5°	659.2	509.1	300.4	204.2	141.9	129.7	123.9	118.7	114.5	111.7	110.3
25°	666.7	488.2	267.6	171.2	127.6	118.0	107.5	98.8	92.3	88.3	86.6
27.5°	672.3	465.7	238.4	143.3	117.8	104.4	90.6	80.3	73.5	70.0	68.6
30°	676.3	440.2	212.6	126.0	106.8	90.2	75.4	65.3	60.4	58.5	57.6
32.5°	680.0	411.9	188.3	117.8	96.5	77.0	63.2	55.5	52.5	50.1	49.4
35°	689.4	385.7	165.1	109.1	85.9	65.8	54.3	48.7	45.7	44.3	43.8
37.5°	711.6	366.2	142.8	100.2	75.4	56.9	47.5	43.6	40.7	39.3	38.9
40°	747.4	356.4	124.1	90.6	65.1	50.1	43.1	39.3	36.3	34.2	33.7
42.5°	800.1	357.8	111.0	81.0	56.9	44.7	38.9	34.4	31.1	29.3	28.8
45°	864.1	368.1	101.9	71.7	50.1	40.5	34.2	29.5	26.5	24.8	24.4
47.5°	933.4	384.7	94.4	63.2	44.7	36.5	29.5	24.6	22.0	20.6	20.4
50°	1006.4	400.9	86.6	55.0	40.0	32.5	24.8	20.4	18.3	17.1	16.6
52.5°	1080.4	419.6	79.6	47.5	36.1	27.9	20.6	16.6	15.0	14.0	13.6
55°	1160.0	433.7	72.8	41.7	32.1	23.7	17.1	13.8	12.4	11.2	11.0
57.5°	1253.7	455.4	65.8	36.1	27.4	19.7	14.0	11.0	9.8	8.7	8.4
60°	1380.1	481.0	58.3	31.8	22.5	16.2	11.5	8.9	7.5	6.6	6.3
62.5°	1546.9	509.3	48.9	27.9	18.3	13.1	9.1	7.0	5.4	4.2	4.2
65°	1758.3	555.4	40.0	23.4	15.0	10.8	7.0	5.2	3.0	1.9	1.9
67.5°	1881.7	563.4	32.3	19.2	12.2	9.1	5.9	3.5	0.9	0.2	0.0
69°	1842.1	517.3	27.4	16.4	10.5	8.7	5.4	2.6	0.5	0.0	0.0
70°	1767.7	473.0	24.1	14.5	9.6	8.2	5.2	1.9	0.5	0.0	0.0
72.5°	1460.7	336.7	18.3	10.8	7.0	7.3	4.7	1.2	0.5	0.0	0.0
75°	1064.0	204.7	13.1	7.5	4.4	5.4	3.3	0.5	0.2	0.0	0.0
77.5°	592.0	96.5	8.2	4.2	2.8	3.3	1.6	0.0	0.0	0.0	0.0
80°	192.2	26.2	3.7	2.3	1.6	1.9	0.7	0.0	0.0	0.0	0.0
82.5°	35.6	7.5	2.1	1.2	0.5	0.5	0.0	0.0	0.0	0.0	0.0
85°	7.7	3.0	1.2	0.5	0.0	0.0	0.0	0.0	0.0	0.0	0.0
87.5°	2.6	0.9	0.2	0.0	0.0	0.0	0.0	0.0	0.0	0.0	0.0
90°	0.0	0.0	0.0	0.0	0.0	0.0	0.0	0.0	0.0	0.0	0.0

Signify Classified - Internal
Cooper Lighting Solutions Photometric Lab
1121 Highway 74 South
Peachtree City, GA 30269

Scaled Data Report



Report Generated By 670245982

Signify Classified - Internal
Cooper Lighting Solutions Photometric Lab
1121 Highway 74 South
Peachtree City, GA 30269

Scaled Data Report



Signify Classified - Internal
Cooper Lighting Solutions Photometric Lab
1121 Highway 74 South
Peachtree City, GA 30269

Scaled Data Report



Signify Classified - Internal
Cooper Lighting Solutions Photometric Lab
1121 Highway 74 South
Peachtree City, GA 30269

Scaled Data Report





--- HS — SS

Signify Classified - Internal
Cooper Lighting Solutions Photometric Lab
1121 Highway 74 South
Peachtree City, GA 30269

Scaled Data Report



u

Signify Classified - Internal
Cooper Lighting Solutions Photometric Lab
1121 Highway 74 South
Peachtree City, GA 30269

Scaled Data Report



Signify Classified - Internal
Cooper Lighting Solutions Photometric Lab
1121 Highway 74 South
Peachtree City, GA 30269

Scaled Data Report



(END OF REPORT)